



# Vacation Rentals by Rentheworld

Add a brand new Property Listing online

January, 11 2011



## Publishing Advantages

Are you ready to rent your holiday home? Do you want to receive a lots of enquiries and start to earn from your vacation rental? You are in the right place! Rentheworld.com offers a really simple and fast method to publish online your holiday home by yourself. Yes, *you don't need agents anymore*, your house will be visible all over the world browsing a specific web page (<http://rentheworld.com/your-house-name>), with all the information a guest will need to contact you and book soon for his vacation. All you have to do is following this tutorial and in a few clicks your property listing will be online and ready to receive enquiries.

## Publishing Process



Just register a new user on <http://rentheworld.com> and login. Your user menu (page top-left) will look like the one showed in the image.

Click on *My Listings* and then on *New Listing*.

You'll be shown a page called "Create New Property Listing".

You will now proceed to insert all the information needed to complete the publishing of the property.

- **Your Property Listing Name:** please add here your property name (e.g. Villa Sunset, New York Apartment, B&B Luigino). Choose it carefully because we suggest not to change this field later for visibility purpose.
- **Owner Email:** add your e-mail in this field. This is the e-mail address that will receive all the enquiries for the current property. Note: This e-mail will not be publish to avoid spam. You'll receive emails through a secured form.

### Basic Listing Infos

- **Property Main Photo:** here you will browse on your pc the first photograph representing your property in the listing. Choose a panoramic photo, or one with a pool if you got one. Once uploaded it, you'll be able to add a small description and a title.
- **Type of property:** choose the type of property. You can insert all kind of properties (apartments, bed&breakfast, motel, hotel, even houseboat).
- **Bedrooms, sleeps, bathrooms, square meters:** scroll the list of these fields to insert the correct number of beds you have in your property, how many sleeps and bathrooms. If you know the square meters of your property just fill the corresponding field.
- **Amenities:** Check the boxes related to the amenities that your property can offer (garden, air conditioning, WiFi, ...)
- **Property Website:** Here you can add a link and a title to your property website if you already have one. Remember to exchange this link to Rentheworld.com from your home page or internal page.

Property Main Photo:

Maximum Filesize: 3 MB  
Allowed Extensions: png gif jpg jpeg  
Images must be between 320x240 pixels and 1600x1200



## Listing media files

Here you can add as many photos of your property as you like and a video already published on YouTube. About images, just respect the maximum upload size per single file (3 MB). The time you wait to complete the upload of the single file is related to its size and to your connection upload speed. Anyway we suggest not to upload files too large.

▼ Listing Media Files

You can add here image and video files of your property.

**Property Photos:**

Maximum Filesize: 3 MB  
Allowed Extensions: png gif jpg jpeg  
Images must be between 320x240 pixels and 1600x1200

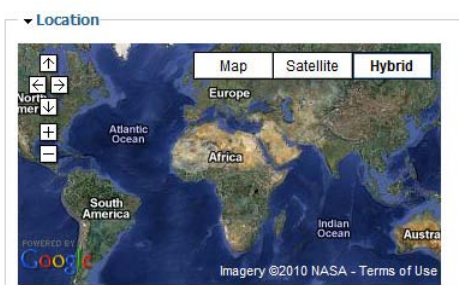
Add here some other photos of your property. Please don't forget to add personal text in the fields associated to the single image, it will improve your listing visibility.

**Property Video File:**

Please use a Youtube or Google video link showing the location where your property is situated, or better representing your property. It's not necessary you own the video, you can link it anyway!  
The following services are provided: [Google](#), [YouTube](#)

- **Property Photos:** browse your hard disk, select one photo and click the upload button. Once uploaded you'll be able to insert a title and description to help guests and community users. Try to add different rooms and places of your property and even some outdoor views or panoramas. To add other photos just click on *Add Another Item* button.
- **Property Video File:** here we can add a link to a YouTube video file that is about your property or about the place where your property is located.

## Location



This is an interesting and important part of your property listing Here you will mark your property on the Google map.

The more accurate is your marker, the more guest searches on our global search map will be exhaustive.

- Click on the map to place a marker and then drag it to the correct location, the system automatically calculates the coordinates.
- Add the locative information of your house, State/Province: country, state/province, city, street, postal code, phone number, additional phone number and fax number if you have one.

Note: these fields will be used for checkings by Rentheworld.com staff, so please fill them carefully.



## Rates and periods

▼ **Rates and Periods**

The worst thing for a traveller is to worry about property extra costs. Rentheworld.com encourages owners to specify a price/week that is all inclusive, If your prices are all inclusive, just check the box below and your property will sure increase bookings. [Read more...](#)

Yes  
Join "All Inclusive" Policy?

Rates and Periods:

Here you can add rates tied to seasons for your property. E.g. 01/01/2009 - 01/04/2009 | 1,000.00 EUR/week or else 1 week | 1,000.00 EUR

Content limited to 500 characters, remaining: 466

Best Rate : \*  
 Euro (EUR) ▼

Please, add the **best WEEKLY rate\*** that you can offer to your guests, even if it's only related to a specific period of the year. E.g. 800.00 EUR or 1,200.00 EUR. Make sure to perform a [Currency exchange](#) if the currency is not in EUR.

\* **The lowest price per week you can offer! If this price is ALL INCLUSIVE we suppose you checked the box above!**

Minimum Rent Period:  
 ▼

Please select the minimum rent period your guests must choose to stay in your property.

- **Join "All Inclusive" Policy?** Rentheworld.com encourages owners and travellers to join "All Inclusive" policy to simplify the booking process. So if your prices are all inclusive, that is, the written price is the final price to stay in your property for one week just check the box here. You can read more [here](#).

Here you have to add the price to book your property for one week. Note that we want owners to add a price per week to simplify booking processes.

- **Rates and Periods:** if your property has different prices in different seasons you can specify this here. We decided to use EUR as default currency for the website. That's not a problem at all anyway if you use a different currency. Please use our [Currency Exchange System](#) (always updated from Yahoo finance) to calculate the prices in EURO starting from a different currency.
- **Best Rate:** here you have to add the lowest rate you can offer per week, that is the low season price if you have a low season or the best price to book your property. This is the price showed to end users searching for vacation rentals in the [Property Searcher 2.0](#) feature offered on Rentheworld.com.
- **Minimum Rent Period:** Here you can specify a minimum period you want our property to be booked for. (E.g. 1 day, 4 days, 1 week ...)

## Property Description

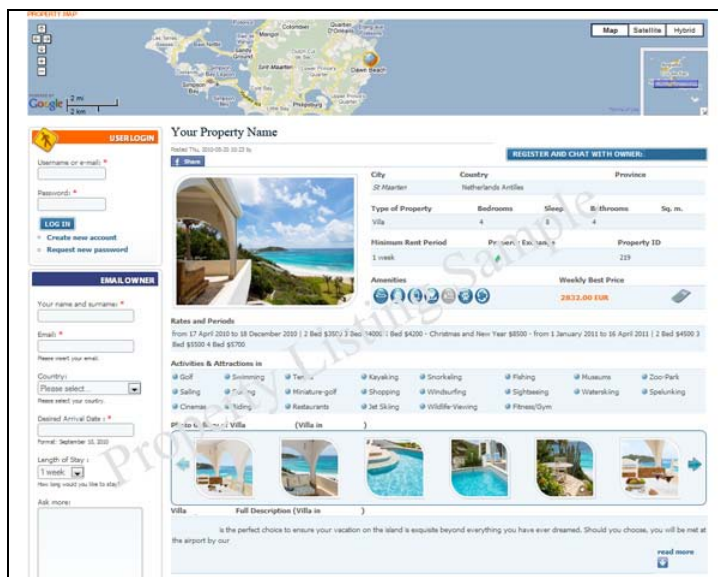
- Now let's go to add the property description. In 2500 characters you have to introduce your property, talking about rooms, the comforts and whatever the property offers to the guests. Don't forget to mention all the attractions and activities that the surroundings offer.



### Property Exchange Program

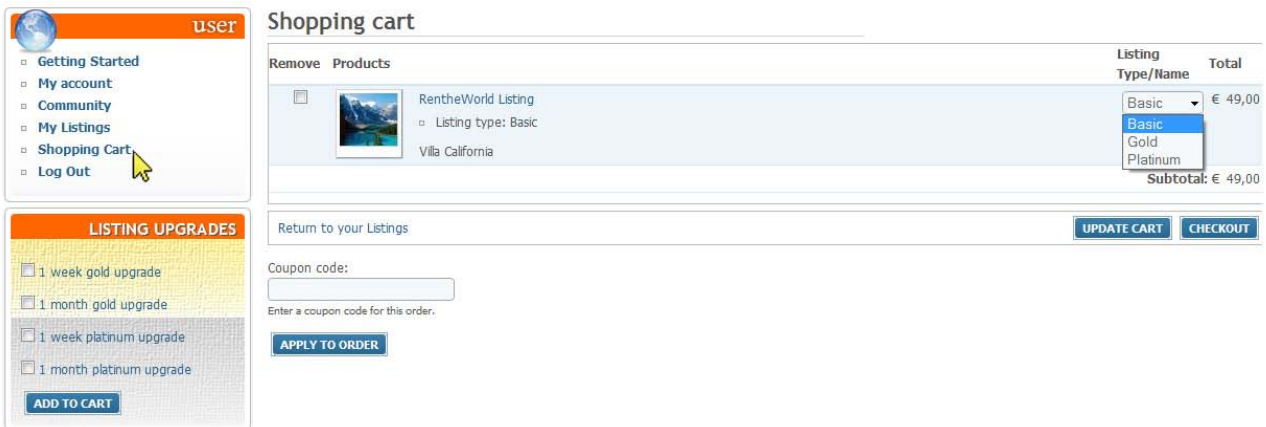
- Last thing you to decide is if you want your property to join Rentheworld.com exchange program. You can read more about exchange program by clicking [here](#). You ycan always decide to exchange your property or not ...anyway you never know, it could be a funny way to meet new travelmates and save some money.

So ... Here you are! All you have to do is to click the Save button to see the final result. It's really lovely your property listed like this, don't you think? Your brand new property listing page address is now readable in your browser address bar. Below you can see a sample of how your property listing will look like.



All you need to do now, is to make this page visible all over the world. Now it's only visible to you, owner. This last step is very simple.

Click on *Shopping Cart (top-left menu)* and select the listing type you like the most. Read more about Rentheworld.com listing types [here](#).



Once you click on the *Checkout* button, you will be asked to add some payment and billing information.



Checkout

**Renttheworld cart contents**

Products	Price
Listing name: Villa California	€ 49,00
- Listing type: Basic	
<b>Subtotal: € 49,00</b>	

**Customer information**

Order information will be sent to your account e-mail listed below.  
E-mail address:  (edit)

**Billing information**

Enter your billing address and information here.

Saved addresses:  Select one...

\* First name:

\* Last name:

Company:

\* Street address:

\* City:

\* Country:

\* State/Province:  Please select

\* Postal code:

Phone number:

**Coupon discount**

Enter a coupon code for this order.

Coupon code:

**APPLY TO ORDER**

**Payment method**

Select a payment method from the following options.

Payment method: \*

Credit card on a secure server:

Bank wire transfer

Select your preferred payment language:  English

Fill all the fields and proceed to *Review Order*.

You are one step far from publishing your property. Click on *Submit Order* to be redirected on our secure payment system page and complete the payment.

As soon as you complete the payment procedure, you will receive via email a printable invoice and your property listing will be immediately online, visible all over the world on Renttheworld.com world map [Property Searcher 2.0](#)

Hope this guide has been useful to you. For any problem you can contact us to the addresses below.

Thank You for joining and...

Have Fun on Renttheworld.com